



"  
2019

"

GB/T36001-2015  
GB/T36000-2015

2020 1 1 2020 12 31

" " " " "

"

"

"

"

"

PDF

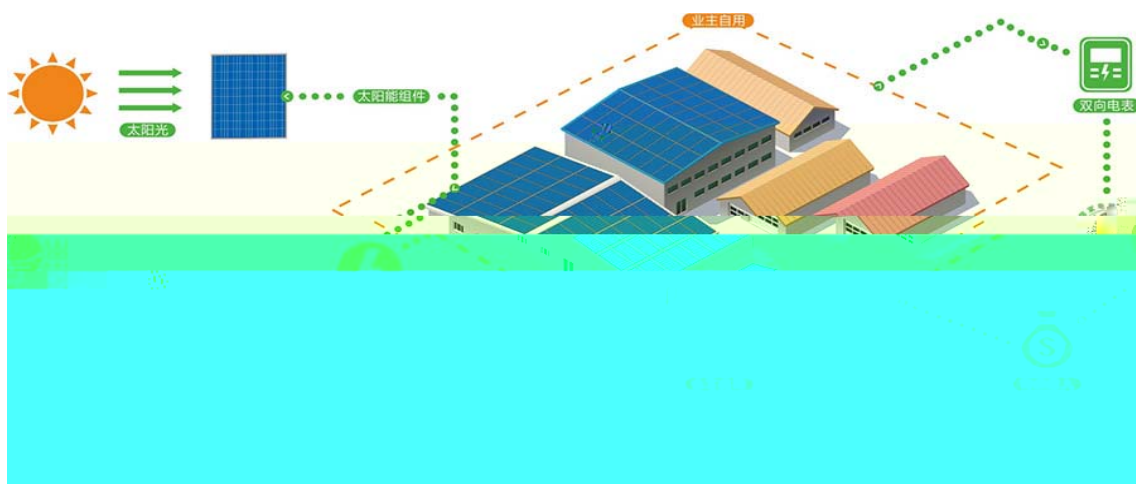
	.....	1
	.....	2
	.....	4
1	.....	4
1.1	.....	4
1.2	.....	4
1.3	.....	12
2	.....	13
3	.....	13
3.1	.....	13
3.2	.....	14
3.3	.....	14
3.4	.....	14
3.5	.....	14
4	.....	14
	.....	17
1	.....	17
2	.....	18
3	.....	19
	.....	19
1	.....	19
1.1	.....	19
1.2	.....	20
2	.....	20
2.1	.....	20
2.2	.....	21
2.3	.....	21

2.4	.....	21
3	.....	21
3.1	.....	22
3.2	.....	22
4	.....	23
5	.....	24
5.1	.....	25
5.2	.....	25
5.3	.....	26
5.4	.....	27
	.....	29
1	.....	29
2	.....	30




1

A



B



1Mhp

1Mhp

"

"

12000

C

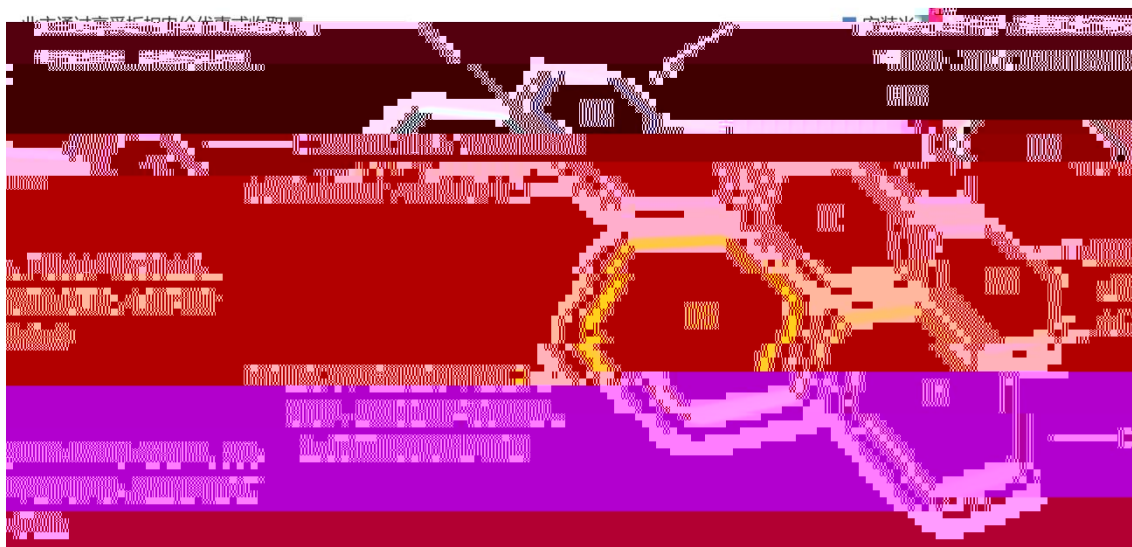


“ ”

3KW

25

D



“ ”

2019

42






2

3

4



D

1

- -

2

3

APP

4

LCD

E

1

2

3 5G

APP

4

5

6

3

"

App


"

A

1

2

3



B



C

4

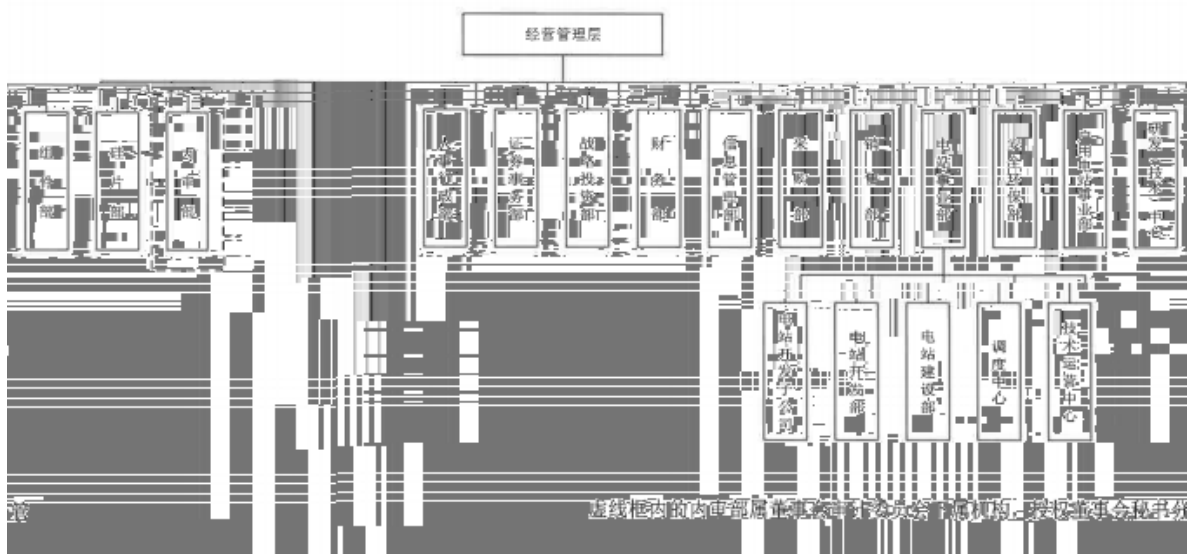
500Wp

60

72

158.75

a



## 2

“ ”

## 3

### 3.1



Vertical line on the left side of the page.

Horizontal bar on the right side of the page.

Small tilted rectangular bar.

Small rectangular bar on the right side of the page.

Long horizontal bar at the bottom of the page.

Zhejiang Sunoren Solar Technology Co. Ltd

"	"	
2017		2018
2017		


2019 2

" "

/

S

1



2011

"

"

2014 2017

---

2021	4		4		69		5	
		(	)				15	10
			12					2-4
				2	4			4

**2**

**3**

"

"

**1**

**1.1**

"

"

1. 2

"

"

"

"

2

2 1

'

" "

2018

"

"

2 2

2 3

2 4

3

3.1

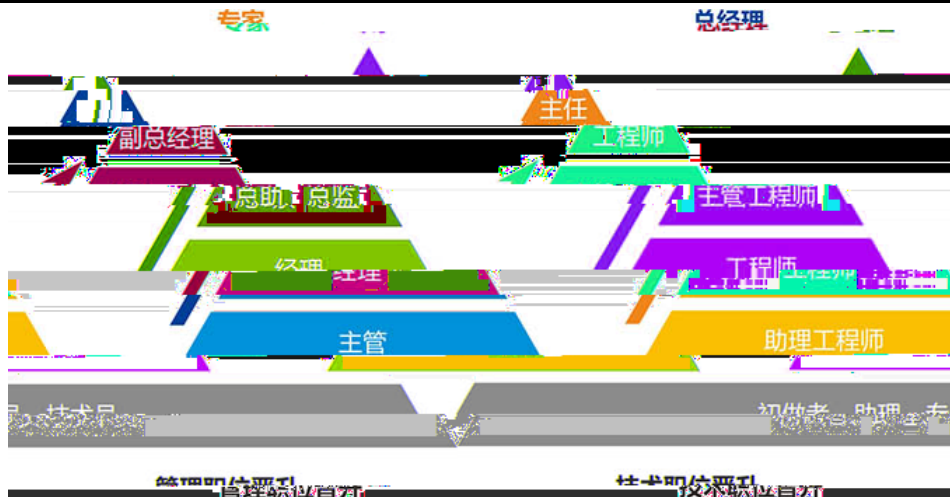
100%

100%

3.2

" "

" "



1

"

"

2

"

"

3



"

"

"

"

5.1

"

"

2017


5.2

			/	
			1 /	

			1 /	
			1 /	

5.3

2021



#### 5.4

“

”

“


”

“

”

”

”



"

"

**1**

		/
		1
		2
		3
		1
		2
		3
		1
		2

100%

**2**